

Peoria County General Fund

Financial Data through February 29, 2016 (As of May 6, 2016)

2016 Revenues		2016 Expenditures	
Year to Date Budget	\$ 4,259,762	Year to Date Budget	\$ 6,119,990
Year to Date Actual	3,973,669	Year to Date Actual	\$ 5,903,066
Above (Below) YTD Budget	(\$286,094)	Above (Below) Budget	(\$216,924)
Est. Outstanding Revenues	\$0	Est. Outstanding Expenditures	\$0
Est. Year to Date	\$ 3,973,669	Est. Year to Date	\$5,903,066
Est. Above (Below) YTD Budget	\$ (286,094)	Est. Above (Below) YTD Budget	(\$216,924)

2016 Budget	
Revised 2016 Revenues	\$ 45,677,523
Revised 2016 Expenditures	\$ (45,638,297)
Revenues Less Expenditures	\$ 39,226

2016 Year to Date	
Historical YTD Surplus (Deficit)	\$ (1,860,228)
Current Surplus / (Shortfall)	\$ (1,929,398)
Net 2016 Budget +/- (YTD)	\$ (69,170)

Revised Budget as of February 29, 2016:
 Revenues of \$45,677,523
 Expenditures of (\$45,638,297)
Budget Surplus \$39,226

FY 2016 YTD Revenues
 Budgeted \$4.26 Million
 Actual \$3.97 Million
\$286 Thousand Below Budget

YTD revenues are \$307k below last year at this time:

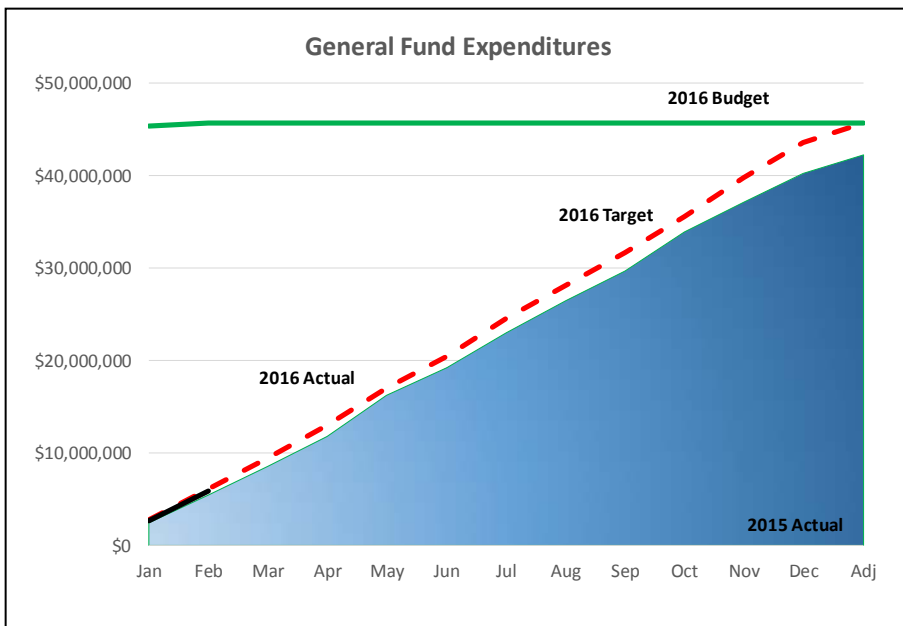
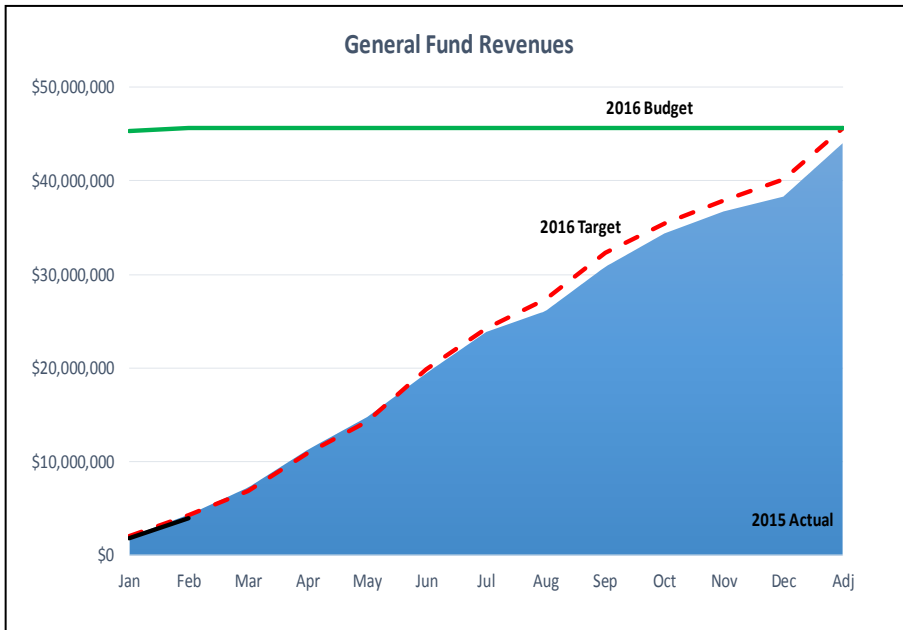
Notable Revenue Variances (In Thousands) YTD 2015 vs. 2016		
Department	Revenue	Variance +/-
General County	Supplementary Sales Tax	\$ 16.6
County Clerk	Delinquent Tax Charges	\$ 11.4
Sheriff	Telephone Usage Fee	\$ 10.5
Recorder	Fees and Charges	\$ 10.5
Planning and Zoning	State Grant	\$ (10.4)
County Administration	Transfer from CDAP	\$ (10.8)
Sheriff	Employee Salary Reimbursement	\$ (13.6)
General County	State Income Tax	\$ (14.8)
General County	CPPRT	\$ (24.1)
Circuit Clerk	Fees and Charges	\$ (31.6)
Sheriff	Federal Detention Charges	\$ (38.0)
Court Administration	State Reimbursement	\$ (93.5)
Recorder	Revenue Stamps	\$ (104.7)

FY 2016 YTD Expenditures
 Budgeted \$6.12 Million
 Actual \$5.90 Million
\$217 Thousand Below Budget

YTD expenditures are \$410k above last year at this time:

Notable Expenditure Variances (in Thousands) YTD 2015 vs. 2016		
Office	Expenditure	Variance +/-
Circuit Clerk	Full-Time Employees	\$ (16.8)
Coroner	Medical Services	\$ 11.8
County Administration	Consultant Service	\$ (43.6)
County Administration	Full-Time Employees	\$ (17.5)
County Clerk	Specialized Office	\$ 10.0
Courts	Coordinator Services	\$ 39.2
Elections	Full-Time Employees	\$ 33.5
Elections	Capital-Non Depreciation	\$ 342.9
EMA	Radio Repair Maintenance	\$ (18.9)
EMA	Full-Time Employees	\$ 10.7
EMA	Bldg/Grounds Maintenance	\$ 19.4
Facilities	Janitorial Service	\$ (12.0)
General County	Full-Time Employees	\$ (18.1)
General County	Consultant Services	\$ (10.1)
General County	Unsafe Struct Demolition	\$ 14.5
General County	Transfer To Debt Service	\$ 15.5
General County	Contributions & Grants	\$ 60.0
General County	Transfer To JDC	\$ 72.1
General County	It User Fee	\$ 89.1
Recorder	Revenue Stamps Purchases	\$ (65.1)
Recorder	Shared Sav-Rollover	\$ (18.3)
Sheriff	Medical Services	\$ (186.2)
Sheriff	Computer Equip Maintenance	\$ (15.4)
Sheriff	Radio Repair Maintenance	\$ (12.0)
Sheriff	Food	\$ (11.0)
Sheriff	Medical Health Benefits	\$ 14.9
Sheriff	Contributions & Grants	\$ 16.0
Sheriff	Clothing/Uniforms	\$ 17.1
Sheriff	Full-Time Employees	\$ 32.9

YTD Net Impact - General Fund
 • **\$69 Thousand Below YTD Budget**



General Fund Summary

Through February 29, 2016

THROUGH FEBRUARY 2016								
ELECTED OFFICE	BUDGET REVENUES	ACTUAL REVENUES	NET OVER/SHORT	BUDGET			YTD BUDGET IMPACT	
				EXPENSES	ACTUAL EXPENSES	NET OVER/SHORT		
Auditor	\$ -	\$ -	\$ -	\$ 34,214	\$ 28,471	\$ (5,743)	\$ 5,743	
Circuit Clerk	\$ 733,996	\$ 662,363	\$ (71,633)	\$ 337,534	\$ 287,966	\$ (49,568)	\$ (22,064)	
Coroner	\$ 10,429	\$ 8,362	\$ (2,067)	\$ 87,492	\$ 106,874	\$ 19,382	\$ (21,448)	
County Clerk	\$ 150,266	\$ 142,267	\$ (7,999)	\$ 94,997	\$ 82,579	\$ (12,418)	\$ 4,419	
Court Administration	\$ 244,996	\$ 238,006	\$ (6,990)	\$ 463,861	\$ 423,467	\$ (40,394)	\$ 33,404	
Election Commission	\$ 3,819	\$ 1,840	\$ (1,979)	\$ 144,657	\$ 399,341	\$ 254,684	\$ (256,663)	
Public Defender	\$ 35,889	\$ 34,536	\$ (1,353)	\$ 243,381	\$ 245,890	\$ 2,509	\$ (3,863)	
Recorder of Deeds	\$ 253,025	\$ 167,993	\$ (85,032)	\$ 146,108	\$ 80,791	\$ (65,317)	\$ (19,715)	
Reg Office Education	\$ -	\$ -	\$ -	\$ 37,507	\$ 37,147	\$ (360)	\$ 360	
Sheriff (incl. Merit, EMA)	\$ 520,303	\$ 573,267	\$ 52,964	\$ 2,302,993	\$ 1,940,042	\$ (362,951)	\$ 415,915	
States Attorney	\$ 106,046	\$ 106,911	\$ 865	\$ 521,161	\$ 481,952	\$ (39,209)	\$ 40,073	
Treasurer	\$ 12,267	\$ 9,648	\$ (2,619)	\$ 56,735	\$ 52,369	\$ (4,366)	\$ 1,746	
	\$ 2,071,036	\$ 1,945,193	\$ (125,844)	\$ 4,470,640	\$ 4,166,889	\$ (303,751)	\$ 177,907	
DEPARTMENT								
General County	\$ 1,997,008	\$ 1,905,046	\$ (91,962)	\$ 878,194	\$ 1,124,853	\$ 246,659	\$ (338,622)	
Admin. Departments	\$ 191,718	\$ 123,430	\$ (68,288)	\$ 771,156	\$ 611,324	\$ (159,833)	\$ 91,545	
	\$ 2,188,726	\$ 2,028,476	\$ (160,250)	\$ 1,649,350	\$ 1,736,177	\$ 86,827	\$ (247,077)	
TOTAL	\$ 4,259,762	\$ 3,973,669	\$ (286,094)	\$ 6,119,990	\$ 5,903,066	\$ (216,924)	\$ (69,169)	
BUDGET SUMMARY								
	YTD REVISED BUDGET	ACTUAL YTD	NET IMPACT					
REVENUES	\$ 4,259,762	\$ 3,973,669	\$ (286,094)					
EXPENDITURES	\$ 6,119,990	\$ 5,903,066	\$ (216,924)					
SURPLUS (DEFICIT)	\$ (1,860,228)	\$ (1,929,397)	\$ (69,169)					

General Fund - General County

Financial Data through February 29, 2016 (As of May 6, 2016)

2016 Revenues		2016 Expenditures	
Historical YTD Budget	\$ 1,997,008	Historical YTD Budget	878,194
Year to Date	\$ 1,905,046	Year to Date	\$ 1,124,853
Above (Below)		Above (Below)	
Historical YTD Budget	(\$91,962)	Historical YTD Budget	246,659
Adjustments	-	Adjustments	\$ -
Est. Year to Date	\$ 1,905,046	Est. Year to Date	\$1,124,853
Above (Below)		Above (Below)	
Historical YTD Budget	(\$91,962)	Historical YTD Budget	\$246,659
		Net 2015 Budget +/-	(\$338,622)

Finance Department Remarks

Revenue budget: \$28,528,690
 Expenditure budget: \$7,379,780

General County revenues are \$91,962 below the year to date budget through February 2016 and \$22,308 below this time last year

The most notable revenue variances from this time last year include:

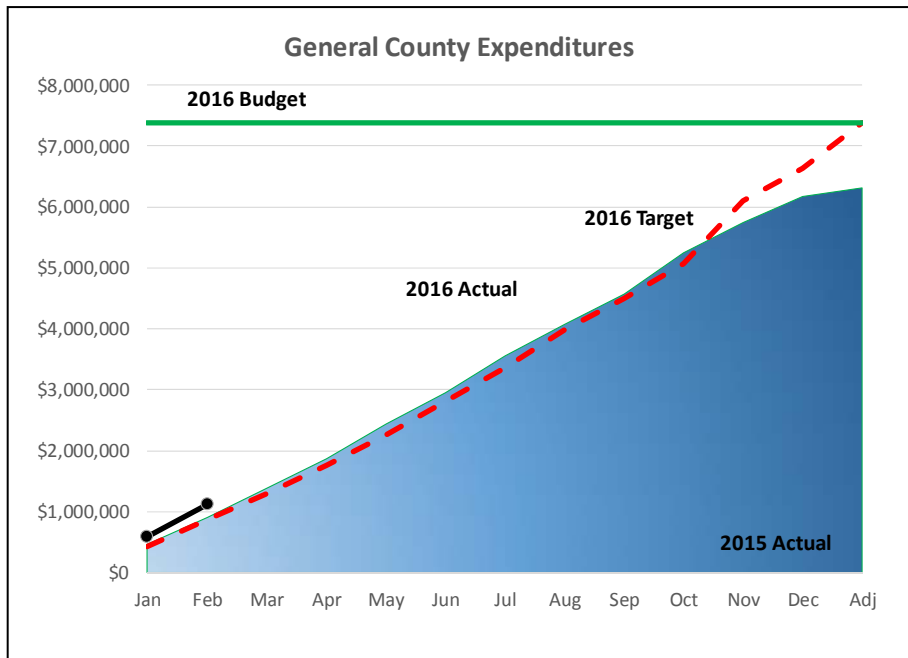
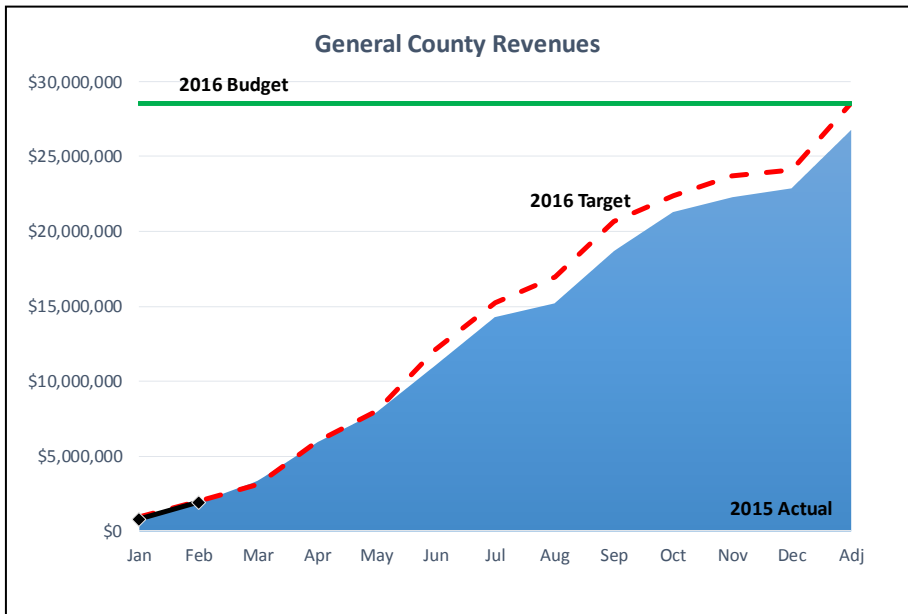
Notable Revenue Variances (in Thousands) YTD 2015 vs. 2016	
Revenue	Variance +/-
Supplementary Sales Tax	\$ 16.6
Public Safety Sales Tax	\$ 4.8
Unincorporated Sales Tax	\$ (8.5)
State Income Tax	\$ (14.8)
CPPRT	\$ (24.1)

General County expenditures are \$246,659 over the year to date budget through February 2016 and \$208,535 more than this time last year

The most notable expenditure variances from this time last year include:

Notable Expenditure Variances (in Thousands) YTD 2015 vs. 2016	
Expenditure	Variance +/-
Full Time Employees	(18.13)
Consultant Services	(10.11)
Dues & Memberships	(8.39)
Medical Health Benefits	(4.33)
Attorney Fees	2.88
Unsafe Structure Demolition	14.46
Transfer to Debt Service	15.54
Contributions and Grants	60.00
Transfer to JDC	72.13
IT User Fee	89.09

The net impact of revenues and expenditures for "General County" through February 2016 is (\$338,622)



General Fund - Administrative Departments

Financial Data through February 29, 2016 (As of May 6, 2016)

2016 Revenues		2016 Expenditures	
Historical YTD Budget	\$ 191,718	Historical YTD Budget	771,156
Year to Date	\$ 123,430	Year to Date	611,324
Above (Below)		Above (Below)	
Historical YTD Budget	(\$68,288)	Historical YTD Budget	(\$159,833)
		Net 2015 Budget +/-	\$91,545

Finance Department Remarks

Revenue budget: \$1,742,890
Expenditure budget: \$5,977,955

Revenue for County Administrative Departments in the General Fund is \$68,288 below budget through February 2016 and \$18,271 below this time last year

The most notable revenue variances from this time last year include:

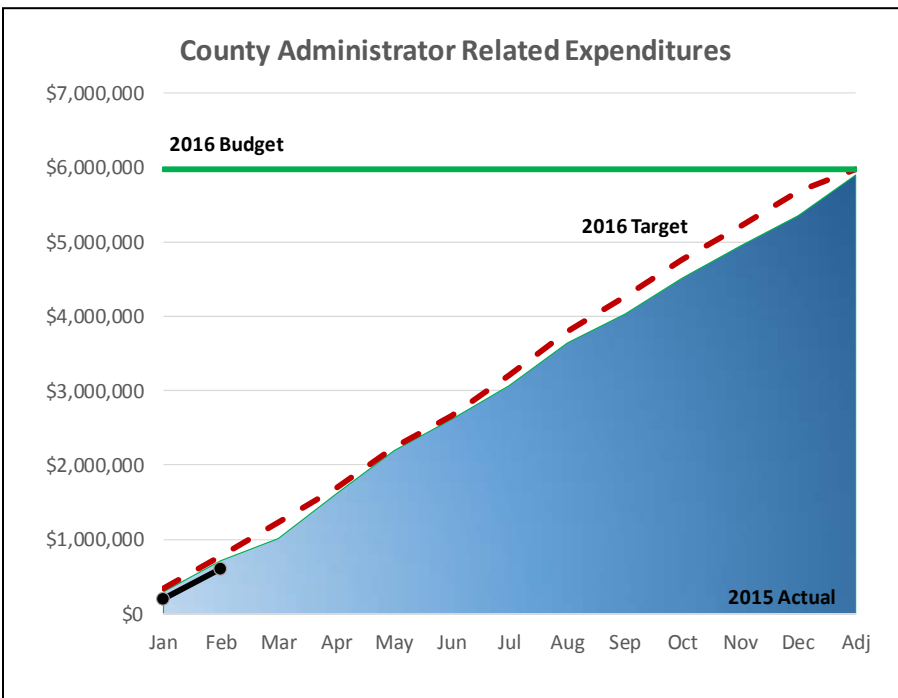
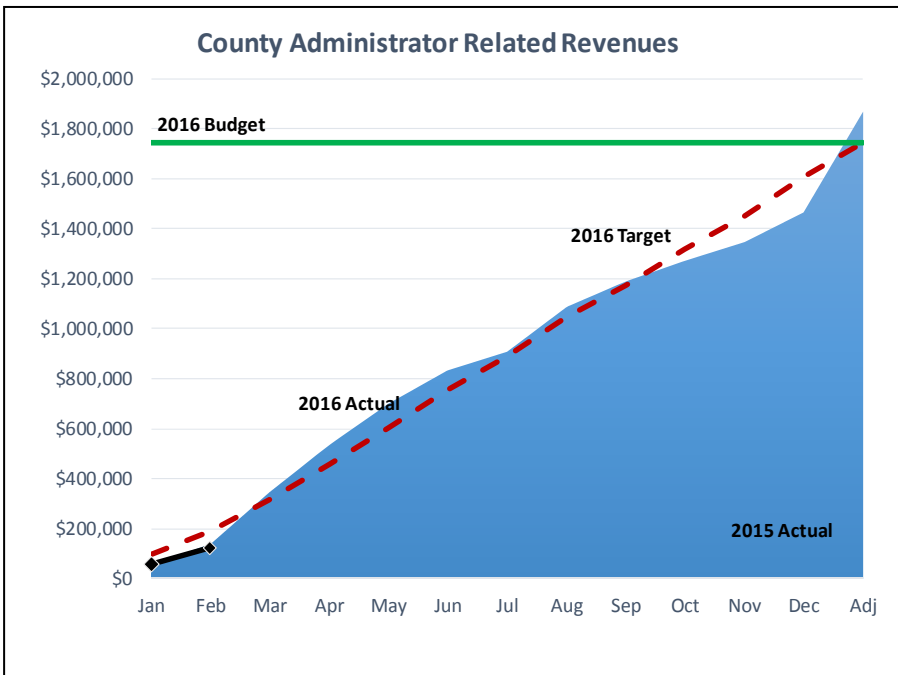
Notable Revenue Variances (in Thousands) YTD 2015 vs 2016		
Department	Revenue	Variance +/-
Zoning	Misc. Fees for Service	\$ 3.6
Zoning	Building Permits	\$ 2.0
Zoning	State Grant	\$ (10.5)
County Admin	Transfer from CDAP	\$ (10.8)

County Administrative expenses are \$159,833 below budget through February 2016 and are \$96,111 below this time last year

The most notable expenditure variances from this time last year include:

Notable Expenditure Variances (in Thousands) YTD 2015 vs 2016		
Department	Expenditure	Variance +/-
Assessor	Full Time Employees	\$ (7.9)
County Admin.	Consultant Services	\$ (43.6)
County Admin.	Full Time Employees	\$ (17.5)
Facilities	Janitorial Services	\$ (12.0)
Facilities	Full Time Employees	\$ (5.5)
Facilities	Snow Removal	\$ (4.0)
Facilities	Building & Grounds Maint.	\$ 4.9
Facilities	Building Repair	\$ 7.6

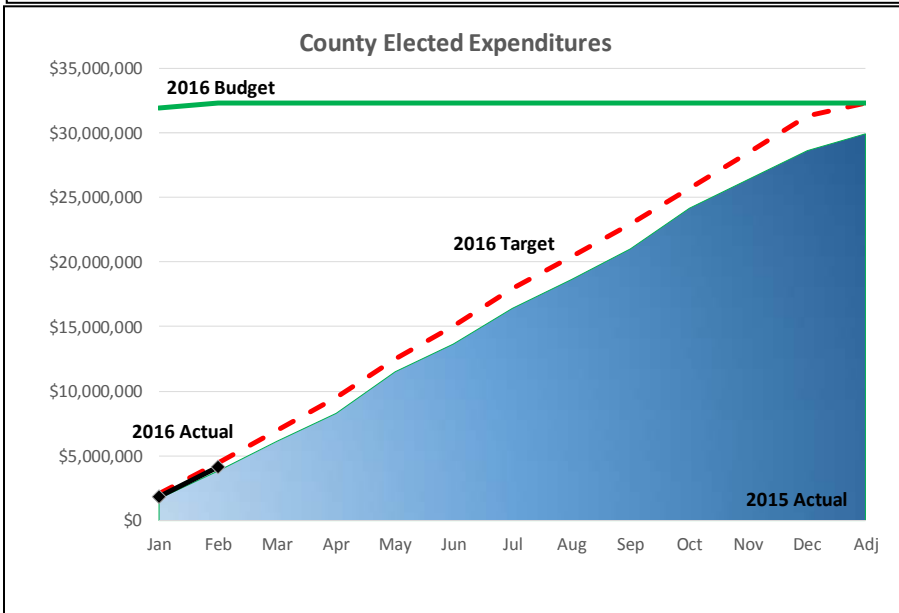
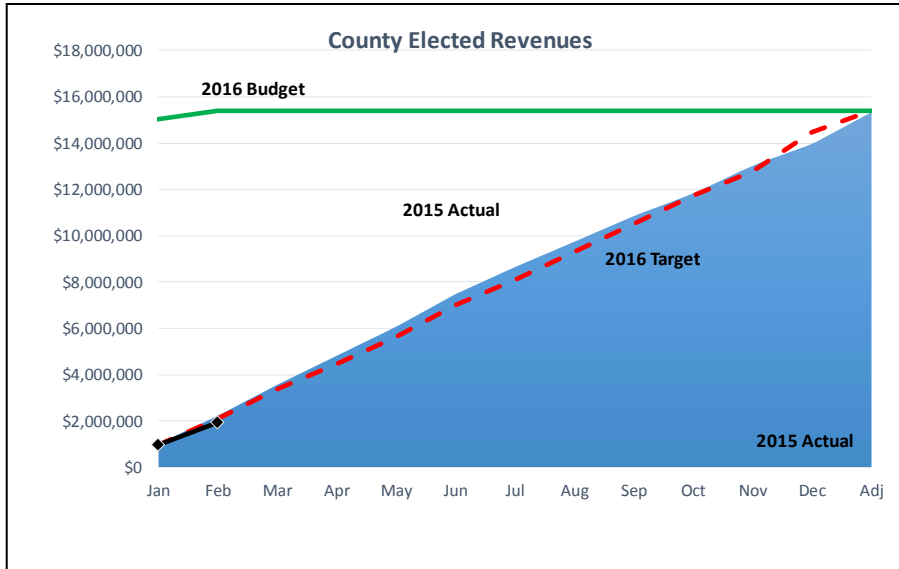
The net impact of revenues and expenditures on County Administrative departments through February 2016 is a positive budget variance of \$91,545



General Fund - Elected Offices

Financial Data through February 29, 2016 (As of May 6, 2016)

2016 Revenues		2016 Expenditures	
Historical YTD Budget	\$ 2,071,036	Historical YTD Budget	4,470,640
Year to Date	\$ 1,945,193	Year to Date	4,166,889
Above (Below)		Above (Below)	
Historical YTD Budget	(\$125,844)	Historical YTD Budget	(\$303,751)
		Net 2015 Budget +/-	\$177,907



- Revenues in the Elected Offices in the General Fund are \$125,844 below the year to date budget through February 2016
- Expenditures in the Elected Offices in the General Fund are \$303,751 below the year to date budget through February 2016
- The net impact of revenues and expenditures on Elected Offices in the General Fund is a positive budget variance of \$177,907

Revenue budget: \$15,405,943
Expenditure budget: \$32,280,562

Notable Revenue Variances (in Thousands) YTD 2015 vs. 2016		
Department	Revenue	Variance +/-
Circuit Clerk	Court Fines	\$ (7.2)
Circuit Clerk	Miscellaneous	\$ (9.8)
Circuit Clerk	Fees and Charges	\$ (31.6)
County Clerk	Delinquent Tax Collection	\$ 11.4
County Clerk	Certificates	\$ 5.4
Courts	Fees and Charges	\$ 9.7
Courts	State Reimbursement	\$ (93.5)
Recorder	Fees and Charges	\$ 10.5
Recorder	Miscellaneous Fees for Service	\$ (8.2)
Recorder	Document Storage	\$ (8.7)
Recorder	Revenue Stamps	\$ (104.7)
SAO	State Grant	\$ 5.8
SAO	Reimbursement - City of Peoria	\$ (8.1)
SAO	Fees and Charges	\$ (9.1)
Sheriff	Telephone Usage Fee	\$ 10.5
Sheriff	Fees and Charges	\$ 6.6
Sheriff	Police Protection Services	\$ 6.2
Sheriff	State Grant	\$ 5.9
Sheriff	Taking of Bond Fee	\$ (5.4)
Sheriff	Court Security Fee	\$ (7.6)
Sheriff	Warrants Service	\$ (9.0)
Sheriff	Employee Salary Reimbursement	\$ (13.6)
Sheriff	Federal Detention Charges	\$ (38.0)

Notable Expenditure Variances (in Thousands) YTD 2015 vs. 2016		
Office	Expenditure	Variance +/-
SAO	Temporary Employee	\$ 4.7
Circuit Clerk	Full-Time Employee	\$ (16.8)
Courts	Full-Time Employee	\$ 4.0
Courts	Jurors Expense	\$ 4.6
Courts	Coordinator Services	\$ 39.2
Sheriff	Medical Services	\$ (186.2)
Sheriff	Computer Equip Maintenance	\$ (15.4)
Sheriff	Radio Repair Maintenance	\$ (12.0)
Sheriff	Food	\$ (11.0)
Sheriff	Light Duty Wages	\$ (5.6)
Sheriff	Kitchen Supplies	\$ (4.2)
Sheriff	Recognition Awards	\$ 4.1
Sheriff	Non Capital Equipment	\$ 4.9
Sheriff	Medical Supplies	\$ 5.1
Sheriff	Overtime Premium	\$ 5.5
Sheriff	Auto Accessories	\$ 8.1
Sheriff	Medical Health Benefits	\$ 14.9
Sheriff	Contributions & Grants	\$ 16.0
Sheriff	Clothing/Uniforms	\$ 17.1
Sheriff	Full-Time Employee	\$ 32.9
Recorder	Revenue Stamps Purchased	\$ (65.1)
Recorder	Employment Agency	\$ (4.5)
Recorder	Full-Time Employee	\$ 8.9
County Clerk	Full-Time Employee	\$ (4.9)
County Clerk	Specialized Office	\$ 10.0
Coroner	Medical Services	\$ 11.8
EMA	Radio Repair Maint	\$ (18.9)
EMA	Full-Time Employee	\$ 10.7
EMA	Bldg/Grounds Maint	\$ 19.4
Election Commission	Cellular Phone	\$ 4.2
Election Commission	Specialized Office	\$ 4.7
Election Commission	Medical Health Benefits	\$ 7.1
Election Commission	Full-Time Employee	\$ 33.5
Election Commission	Capital-Non Deprecation	\$ 342.9

Elected Official Remarks

No comments submitted this month