



# Peoria City/County Health Department

*A healthy, safe and informed community  
through collaborative partnerships*

## Annual Report 2005

*[www.pcchd.org](http://www.pcchd.org)*

## ***Our Mission:***

Through the effective, efficient use of resources,  
we engage, educate and regulate  
to promote health, prevent disease, and  
provide for a safe environment.

## ***Our Vision***

A healthy, safe and informed community  
through collaborative partnerships

## **Peoria County Board of Health Members**

Kathleen Baldwin, PhD, RN  
*President*

Stephen Roehm, DDS  
*Secretary*

Timothy Riggengach      Alan Mayer  
*County Board Liaison      County Board Liaison*  
*(Term ended 10/05)      (Term began 11/05)*

Mona Aberle, RN, BSN

Cheryl Budzinski

James Crane, MD

Gene Petty

Gary Stella

David Trachtenbarg, MD

S. Masood Ali, MD

Lucy Gulley

Cartheda Welch

## **Peoria City/County Health Department Administrative Staff**

Andrea D. Parker, MS, RN, CPHA,  
*Public Health Administrator*

Wanda Aberle, MS, RN,  
*Co-Director, Public Health Nursing Group*

Curt Fenton, MS, RN,  
*Co-Director, Public Health Nursing Group*

Sue Mowbray, MA, SPHR,  
*Director, Human Resources Group*

Gene Huber, MA, MPA,  
*Director, Financial Services Group*

Stephen C. Doughty, MD,  
*Medical Advisor*

Don Cavi, MS, LEHP,  
*Director, Environmental Health Group*

Hla Phone,  
MBBS, MS, DTMH, FACTM  
*Director, Health Promotion &  
Epidemiology Group*

Sue Bishop, DMD,  
*Director, Dental Health Group*

## Dear Citizens of Peoria County:

The past year has been a challenging one for the Peoria community and for us as Board of Health members and Peoria Health Department staff. Peoria County has one of the highest rates of lead poisoning in the country and one of the highest sexually transmitted disease rates in our state. We also experience unusually high rates of low birth weight infants, infant deaths, and stroke – problems in which smoking plays a part. Smoking reduces not only the years of life of our citizenry, but also the quality of those lives.

We at the Health Department are committed to providing cost-effective, efficient health services necessary to protect the health of the citizens of Peoria County. However, given the current economy and war in Iraq, funding for health from the local, state, and federal governments has tightened. One way to stretch limited funding is by partnering to share and extend our resources.

In the past we have formed partnerships with health care institutions, such as our local hospitals, and social service agencies, such as Neighborhood House and the Red Cross. As a Board of Health, we see the need for the expansion of these partnerships to local units of government, to the private sector, and to *you*. Please join us in our efforts as we seek to improve the health of Peoria County residents through tobacco control, inspection and renovation of houses with lead paint, and STD prevention and treatment. The health of our community is everyone's responsibility.

Respectfully Yours,

A handwritten signature in black ink that reads "Kathleen A. Baldwin". The signature is written in a cursive style with a large, sweeping initial "K".

Kathleen A. Baldwin, PhD, RN  
President, Board of Health

## **Dear Citizens of Peoria County:**

Once again the Peoria City/County Health Department provides to you our Public Health Annual Report. For the year of 2005, the agency spent necessary time building our preparedness community partnerships, as well as drilling and exercising our employees in activities of biological response. To ensure that we are knowledgeable and prepared, we implemented a Public Health Workforce Competency Training program for the entire staff. We also completed the third cycle of our Community Health Needs Assessment and Plan also known as IPLAN. Fortunately, the flu season was mild and the community did not suffer major flu disease, especially since our ability to provide flu vaccine was limited.

After hosting several focus groups with representatives from throughout the community and from within the agency, we developed our 5-year Strategic Plan which will be implemented at the start of 2006. The major issues that we continue to address are: eliminating childhood lead poisoning; creating tobacco-free environments; community flu surveillance; as well as the ongoing assessment of the community, and the development of policies and procedures to ensure that the health and safety needs of this community are being met.

A handwritten signature in black ink that reads "Andrea D. Parker". The signature is written in a cursive style with a large, flowing "A" and "P".

Andrea Parker, MS, RN, CPHA  
Public Health Administrator

## Strategic Planning

This year has been an exciting one for Strategic Planning. The current Strategic Plan was reviewed and in September the organization of a new 5-year plan began. With Illinois Department of Public Health facilitating, focus groups were held with staff, management, Board of Health and consumers to develop new mission and vision statements, identify strengths and weaknesses of the agency and formulate focus areas to build the framework for the new agency Strategic Plan. Focus areas include workforce development, collaboration and partnerships, funding, community relations and internal relations. In the coming year, outcomes, goals and workgroups will focus attention on these focus areas with the intent of moving the agency forward in public health service delivery, preparedness and a healthier community overall.

## Emergency Preparedness

Emergency Preparedness coordinates with PCCHD staff and community partners to develop and exercise plans for responding to public health emergencies.

- Attendance at monthly Homeland Security Region 10 meetings
- Attendance at Quarterly Public Health Bioterrorism Region 2East meetings
- Development of a Peoria County Mass Fatalities Plan
- Implementation of an agency-wide Training Plan
- Participation in the following exercises:
  - Central Illinois Chapter of Red Cross Spontaneous Volunteers
  - Public Health Regional Response Planning Area Pandemic Flu
  - City/County of Peoria Full Scale Strategic National Stockpile Dispensing
  - Illinois Department of Public Health Strategic National Stockpile Distribution

## Finance and Human Resource Groups

The operational administration of the department involves management oversight of the various groups, programs and activities as well as provision of internal services. Internal services provided by the Human Resources Group include labor relations, payroll and personnel functions and facilities management. The Financial Services Group directs budget and financial management, purchasing, central supplies and switchboard. Both Groups work closely with the Board of Health, County Administration and various departments within the County, as well as leadership within State agencies.

This year the Health Department has continued to see flat funding or minimal increases in our grant funding. Additionally, the proposed 2006 budget includes a reduction in the tax levy, decreasing the expected property tax revenue to the Health Department by \$211,375. This reduction will necessitate constant monitoring of the agency budget to ensure that the Health Department continues to meet the public health needs of the County of Peoria for which we are responsible.

## Fiscal Year 2005 Budget

### Revenues

Local Taxes .....	\$1,200,000
Grants & Contracts.....	4,689,440
Fees & Misc. ....	2,046,200
Cash Balance.....	1,739,564

**Total .....** **\$ 9,675,204**

### Expenses

Salaries .....	\$ 5,078,904
Other Personnel Costs.....	1,003,903
Operating Costs .....	1,023,200
Contractual.....	1,420,374
Capital Expenses .....	121,400
Required Cash Reserve .....	1,027,423

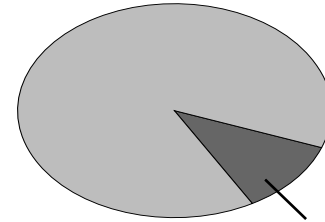
**Total .....** **\$ 9,675,204**

## Fiscal Year Budgets 2001-2004

Revenues	2001	2002	2003	2004
Local Taxes	\$ 1,984,822	\$ 2,086,863	\$ 2,054,090	\$ 1,879,235
Grants & Contracts	4,068,772	4,005,691	3,082,683	3,656,412
Fees & Misc.	1,526,750	1,816,450	2,374,509	2,406,550
Cash Balance	1,245,113	1,055,288	1,711,656	1,910,8652
Prior Year's Taxes	3,000	3,000	3,000	3,000
<b>Total</b>	<b>\$ 8,828,457</b>	<b>\$ 8,967,292</b>	<b>\$ 9,225,938</b>	<b>\$ 9,856,062</b>
<b>Expenses</b>				
Salaries	\$ 4,953,759	\$ 4,817,201	\$ 4,795,662	\$ 5,152,103
Other Personnel Costs	598,675	721,087	847,680	1,177,589
Operating Costs	1,569,779	1,313,894	1,036,647	1,233,440
Contractual	1,414,384	990,700	1,174,974	1,147,900
Capital Expenses	291,860	128,500	80,000	80,000
Required Cash Reserve	—	995,910	1,290,975	1,065,030
<b>Total</b>	<b>\$ 8,828,457</b>	<b>\$ 8,967,292</b>	<b>\$ 9,225,938</b>	<b>\$ 9,856,062</b>

## Taxes as Percentage of 2005 Total Budget

Total Budget: \$ 9,675,204



Local Taxes: \$ 1,200,000

Year	Local Taxes	Percentage of Total Budget
2005.....	\$ 1,200,000 .....	12.4%
2004.....	\$ 1,879,235 .....	19.1%
2003.....	2,054,090.....	22.3%
2002.....	2,086,863.....	23.2%
2001.....	1,984,822.....	22.5%
2000.....	1,898,684.....	21.7%
1999.....	1,800,000.....	23.9%
1998.....	1,702,995.....	23.7%
1997.....	1,621,287.....	22.9%
1996.....	1,665,000.....	23.8%
1995.....	1,441,500.....	22.8%



## Three Core Functions of Government in Public Health

The Institute of Medicine report, *The Future of Public Health*, extensively discussed the three core functions of government in public health: 1. Needs assessment; 2. Policy development; 3. Assurance.

These three functions relate to the critical activities of problem solving in the public health field. The major phases of problem solving include the identification of problems, the mobilization of necessary effort and resources and, finally, the assurance that vital conditions are in place and that critical services are provided.

1. **Needs assessment** involves all activities related to community diagnosis: surveillance, identification of needs, analysis of the causes of problems, collection and interpretation of data, case-finding, monitoring and forecasting trends, research, and the evaluation of outcomes.
2. **Policy development** is a complex process that fosters interaction and consensus among a wide range of public and private organizations and individuals. It is through policy that society makes decisions about problems, chooses goals and the proper means to reach them, handles conflicting points of view about ways to address problems and, finally, allocates resources. Government provides guidance in this process.
3. **Assurance relates** to implementing legislative mandates and maintaining statutory responsibility. It is critical that mechanisms be in place to guarantee that necessary services are provided to meet agreed upon goals. Assurance includes regulation of services and products provided in both the public and private sectors, accountability to people setting health objectives and providing reports on progress, and developing adequate responses to health crises. The assurance function requires the exercise of authority. It also provides the guarantee for certain health services.

## Peoria City/County Health Department Work Force Analysis:

It is the overall objective of this department to employ a work force which can effectively and efficiently deal with public health problems and which reasonably reflects the composition of the population of the County of Peoria.

The female population of Peoria County is 51.9%\*. Of the Health Department employees, 86.7%\*\* are female. The minority population of Peoria County is 20.6%\*. Of Health Department employees\*\*, 11.7% are minorities. This is slightly lower than last year's 14.5% figure.

\*Based on 2000 Census data  
 \*\*as of 1/1/05

	Total	Male		Female	
		White	Minority	White	Minority
Managerial	20	5	1	13	1
Professional	64	7	1	51	5
Technical	8	1	0	6	1
Paraprofessional	3	0	0	3	0
Office & Clerical	37	0	0	29	8
Service/Maintenance	4	1	2	0	1
<b>Total</b>	<b>136</b>	<b>14</b>	<b>4</b>	<b>102</b>	<b>16</b>
<b>Percentage</b>		<b>10.2%</b>	<b>2.9%</b>	<b>75%</b>	<b>11.7%</b>

# Dental Group

Dental services were delivered to widely divergent populations in 2005 through collaborative efforts. Some areas where services were provided include: 62 county schools, Heartland Community Health Center, St. Francis Clinic, Bel-Wood Nursing Home, Peoria Association of Retarded Citizens (PARC), Youth Farm, Children’s Home, Allied Agencies and Head Start School Programs. In addition to these unique groups in our community, HIV-positive patients, patients with hemophilia, and inmates at the Peoria County jail were seen throughout the year.

The demand for low-income/medical card dental services continues to increase yearly. Because reimbursement rates remain inadequate for Medicaid dental services, the clinic is providing dental services for select adult populations only (i.e. Developmentally Disabled, HIV+ and Heartland to name some of the populations). The Volunteer Dental Clinic at Allied Agencies continues to provide dental services for the uninsured.

The dental software program in the Dental Clinic facilitates identification of community based oral health needs of children. The children’s clinic continues to provide preventative and comprehensive care to children unable to find a dentist due to the family’s inability to pay or because of their Public Aid status (which reimburses dentists at a low rate – “overhead”

expenses are not reimbursed adequately). Despite continued contributions by the Peoria District Dental Society members, it is difficult to keep pace with the rising demand for dental services. Peoria County is fortunate to have several volunteer dentists treating low-income/public aid patients. (Most central Illinois counties have only 0-1 dentists volunteering to treat these populations.)

Dental services in collaboration with our Sealant Program includes exams, cleanings, fluorides, sealants and referrals for needed care for children in various school settings. The numbers in the dental statistics section reflect a total of all services provided to all populations throughout the Dental community.

## Community Dental Health Statistics

	<i>2005</i>	<i>2004</i>
Examinations .....	27,600	27,080
Sealants .....	20,000	19,300
Classroom Presentations (Children Served) .....	4,500	4,500
Other Dental Services .....	55,000	54,900

## Environmental Health Group

The Environmental Health Group works to ensure the health of the residents of Peoria County by conducting inspections, permitting, providing education and responding to complaints in several programs. These programs include: Food Protection, Water Protection, Private Sewage Disposal System Design, Childhood Lead Poisoning Prevention, Tanning Salon Inspections, Vector Control, Housing and Nuisance Complaints.

### **Food Protection Program:**

The Environmental Health staff provides services to the community in the food protection program by reviewing plans for proposed food service facilities, licensing these facilities and conducting inspections. In addition, substantial time is spent educating the public on food safety sanitation by way of classes taught at the Health Department and presentations given throughout the County.

<i>Food Program Inspections</i>	2005
Food Protection .....	2,420
Temporary Food Stands .....	709

<i>Pushcart Inspections</i>	2005
Total Inspections .....	64

**Total Major Violations Found and Corrected Food Facility Inspections:** .....2,223

<i>Compliance Actions</i>	2005
Conferences .....	17
Hearings .....	0
Voluntary Closures .....	4

### **Food Certification Classes:**

Total # of classes/attendees ..... 8/281

### **Food Certification Refresher Classes:**

Total # of classes/attendees ..... 7/175

### **Pre-Operational Food Service Classes:**

Total # of classes/attendees ..... 30/30

### **Water Protection Program:**

The Environmental Health staff provides services to the community in the water protection program by working to ensure private, semi-private and non-community public water supplies (such as wells providing water to schools and restaurants) provide clean, safe water. Water wells are permitted, inspected and sampled.

<i>Inspections</i>	2005
Private & Semi-Private Water Wells: .....	227
Non-Community Public Water Supply: .....	81
Private & Semi-Private Water Wells –Loan Approvals.....	76

### **Private Sewage Disposal System Program:**

The Environmental Health staff provides services to the community in the PSDS Program by ensuring that these systems are permitted, constructed and operated correctly.

<i>Inspections</i>	2005
Private Sewage Systems: .....	575
Private Sewage Pumping Trucks: .....	2
PSDS Systems – Loan Approvals: .....	183

**Childhood Lead Poisoning Prevention Program:**

The Environmental Health staff provides services to the community in the CLPPP by conducting lead risk assessments on homes occupied by children with elevated blood lead levels and ensuring that these homes are made lead safe.

<i>Inspections</i>	2005
Lead Risk Assessments: .....	49
Homes Mitigated.....	32

**Tanning Salon Inspections:**

The EH staff provides services to the community in the Tanning Salon Inspection Program by conducting inspections to ensure that tanning salons are safe, sanitary and operated in a safe manner.

Tanning Salon Inspections: .....	13
----------------------------------	----

**Vector Control Program:**

The EH staff provides services to the community in the Vector Control Program by providing education on mosquito control and West Nile Virus, as well as conducting active surveillance through mosquito testing and bird testing. In addition, this group employs a full-time person for the summer months to investigate vector complaints and conduct this program.

Mosquito/West Nile Virus Public Contacts: .....	220
Mosquito/West Nile Virus Inspections: .....	159

**Housing and Property Maintenance Program:**

The EH Group provides services to the community by conducting compliance inspections and follow-up for dwelling units that present unsafe and unhealthy housing conditions.

Housing Inspections: .....	18
----------------------------	----

**Nuisance Control Program:**

The EH Group provides services to the community through the Nuisance Control Program by investigating complaints such as rodent control and solid waste disposal.

<i>Nuisance Control Inspections</i>	2005
Rodent Control: .....	6
Solid Waste: .....	15
General Nuisance Control: .....	21

**Subdivision Reviews:**

The EH Group works in conjunction with other county agencies to assess new subdivision plans for future development sites with regard to issues such as proper sewage disposal and water.

New Subdivisions Reviewed:.....	20
New Subdivisions Approved: .....	12

## Health Promotion and Epidemiology Group

- Encourages healthy lifestyle choices and to assist individuals to effectively manage behavior change through awareness and educational efforts.
- Conducts health data analysis and develops community needs assessment to identify public health problems in the community.

### Programs and Services

#### Health Break Program

- Provides various school health education programs to reinforce health curriculum for Peoria County students grades K-12.

	2005	2004
Total number of presentations given: .....	333	304
Total number of children served: .....	11,187	8,785

#### Speaker's Bureau/Community Fairs

- Provides quality health education presentations on numerous health topics as requested by social service agencies and community groups.

	2005	2004
Total number of presentations given: .....	145	108
Total number of people served: .....	1,897	1,395

#### Peoria County Asthma Prevention Community Collaborative Development Initiative

- The state funded program that establishes an asthma coalition in Peoria County to address asthma prevention and education in schools and the community. It also plans to address goals and objectives outlined in the State's asthma plan.

## Building Better Bones (Osteoporosis Education & Screening Program)

- Provides osteoporosis education workshops, risk assessments, bone density screenings and follow-up to women aged 65 and older or post-menopausal women under 65 with one or more risk factors.

	2005
Number of women who received bone density screenings .....	125
Number of women who attended Lunch & Learn workshops ...	89

## HIV Consortium/Education

- *Regional Implementation Grant (RIG):* Provides HIV prevention education, outreach, counseling, and testing services to high-risk groups and the general population.
- *HIV Consortium Grant:* Provides essential supportive services to HIV/AIDS clients including, but not limited to, medical care, housing, counseling, information and referral, and case management.

	2005	2004
Consortium clients: .....	380	379
High-Risk Education clients: .....	2,500	2,300
Outreach HIV testing clients: .....	238	196

## Tobacco-Free Communities Program

- Provides comprehensive tobacco prevention and control programs in Peoria County in the areas of cessation, youth prevention, environmental tobacco smoke and the reduction of disparities.

### a. Freedom from Smoking Program

- Provides a comprehensive tobacco cessation program that uses a positive behavior change approach to teach the participant how to become a non-smoker.

	2005	2004
Number of people served: .....	160	333

**Tobacco-Free Communities Program (continued)**

**b. Make Yours a Fresh Start Family Program**

- Provides tobacco prevention education and counseling to pregnant and postpartum women who use tobacco products through WIC and Healthy Mom/Healthy Kids (HM/HK) program.

**c. Smoke-free Restaurant Recognition Program**

- Educates restaurant owners about the benefits of maintaining a smoke-free dining environment and encourages them to adopt a smoke-free policy within their establishments.

<i>2005</i>	<i>2004</i>
Number of smoke free restaurants: .....	177..... 160

**d. School-based Tobacco Education Programs**

- Provides tobacco use prevention education programs to students in grades K-12.

<i>Number of students taught</i>	<i>2005</i>
Media Savvy: .....	113
Media Sharp: .....	126
Tobacco: .....	616
Toxic Pizza: .....	96
Truth About Smoking: .....	161

**Vital Records**

- The health department issues, registers, and maintains birth certificates, death certificates and issues burial permits.

<i>2005</i>	<i>2004</i>
Total Births: .....	2,497* ..... 2,660**
Total Deaths: .....	1,637* ..... 1,595*
Infant Deaths: .....	28* ..... 29*

*\*PCCHD provisional data; \*\*IDPH revised data*

**IPLAN (Illinois Project for Local Assessment of Needs) Community Needs Assessment Process**

IPLAN (Illinois Project for Local Assessment of Needs) is a mandatory assessment and planning process that each local health department must complete as part of the recertification process. Each plan must be submitted to the Illinois Department of Public Health (IDPH) every 5 years (one cycle). The Peoria County IPLAN process started in September 2004.

In 2005, the Peoria City/County Health Department, in partnership with the Peoria Health Planning Committee, continued work on IPLAN cycle 3 (2005–2010). In March 2005, the assessment component was completed and the Peoria Health Planning Committee went through a process of determining the top three health priorities to focus on over the next 5 year period. The priorities selected were: cerebrovascular disease (stroke), hip fractures, and infant mortality. A plan for each of the three priority areas was identified including preliminary implementation and evaluation components. The assessment planning phases were completed in May 2005. and the written document was submitted to the Peoria County Board of Health and approved in August 2005. The document was forwarded to IDPH at the end of August 2005.

The Peoria Health Planning Committee will be proceeding with the next phase of the process by reconvening in 2006 to initiate the implementation and evaluation components of the IPLAN process. The committee will break into four subcommittees to address the three priorities and work on expanding the evaluation portion of the process. The Peoria Health Planning Committee will be meeting twice per year to report the progress of the subcommittees.

## Public Health Nursing Group

The Public Health Nursing Group is integrated internally to provide service delivery across disciplines. Nurses, social workers, nutritionists, lab and allied staff provide case management services to vulnerable populations. External partnerships with the community complement and expand our effectiveness in promoting and protecting the community's health.

The Nursing Group continues to lead efforts to prepare our agency and community to respond to natural and man-made emergencies. Efforts continue in coordination of planning, training, exercising and evaluation of our capacity to respond.

The following are programs and services provided to Peoria County through the Nursing Group in 2005.

**WIC Nutrition Program:** The WIC program promotes healthy eating habits to pregnant women, infants, and children under age five. Nutritionists and nurses help pregnant women maintain a healthy weight gain, quit or reduce smoking, and practice healthy behaviors for themselves and their families.

WIC (Caseload Average) .....4,129

**Lead Screening:** Children from six months to six years old are screened for lead poisoning. Elevated blood lead levels may require nurse case management and education, and environmental evaluation of homes.

Clients Screened .....784

## MCH Case Management Programs:

*Healthy Moms/Healthy Kids* is a case management program for at-risk pregnant women, infants and children. Social workers and nurses work to assure that pregnant women receive the earliest possible access to health care and support services.

Healthy Moms/Healthy Kids (Caseload) .....1,900

*Teen Parent Services* case managers assist parents under 21 years of age, who have not completed high school or equivalent, to complete their education and improve parenting skills.

Teen Parent Services (Caseload) .....74

*Targeted Intensive Prenatal Case Management* is intensive case management that intervenes with pregnant women at highest risk of delivering premature or low birth weight babies.

Average caseload ..... 190

Percent of infant births  $\geq$  5.5 lbs. .... 86.13%

*HealthWorks of Illinois* case managers provide medical case management to the wards of the State of Illinois residing in Peoria County.

HealthWorks Lead Agency (6 county network) Wards .....1,289

HealthWorks Peoria Wards ( $\leq$  6 years of age) .....312

HealthWorks Peoria Wards ( $>$  6 years of age) .....457

(continued below)

**Immunizations:** Immunization/Walk-in, appointment, and community-based clinics provide primary series vaccines and boosters to children and adults. Coordination of public vaccine supply with area physicians maximizes the efficient delivery of vaccines in the community. Foreign Travel provides immunizations for those traveling abroad. Availability of flu vaccine was limited in 2005. A collaborative approach with community partners assured appropriate distribution of available doses.

Influenza Immunizations .....	2,247
Pneumonia Immunizations .....	64
Foreign Travel Immunizations .....	3,750
Adult Immunizations.....	2,414
Infant/Child Immunizations.....	6,617

**STD Clinic:** STD Clinic works to prevent transmission of sexually transmitted diseases by providing confidential screening, diagnostic testing and treatment, as well as epidemiological follow-up of cases and contacts of infected persons.

STD Clinic Attendance .....	3,680
HIV Counseling & Testing .....	1,907

**Communicable Disease/Tuberculosis Program:** The Communicable Disease Program monitors incidence of infectious disease in the community, and initiates control measures and epidemiological follow-up of reported cases and outbreaks. The Tuberculosis Clinic provides TB skin tests, diagnosis, treatment, and epidemiologic and contact investigation.

Clients screened (TB Skin Test & Chest X-Ray) .....	749
Clients treated preventively.....	28
New active cases treated.....	4

**Access to Care:** Access to Care provides a link between Peoria City/County Health Department and medical providers to promote the public's health through program information, advocacy, and collaborative problem solving. It develops and maintains provider networks for provision of preventive medical care and health screening to populations at risk.

Vaccines for Children+ (Providers).....	66
Provider Network (Providers) .....	140
KidCare Applications (Assisted).....	802

**Illinois Breast and Cervical Cancer Program:** The Illinois Breast and Cervical Cancer Program promotes awareness of breast and cervical health, and provides no-cost mammography, Pap tests, diagnostic procedures, and related office visits through participating providers.

Breast and Cervical Cancer (Screening Caseload).....	560
Komen (Caseload) .....	200

**Help for Seniors:** The Case Coordination Unit provides case management care coordination to seniors over 60 years of age. Clients are screened in hospitals and the community to determine level of need and referred for services. In October 2005, this grant was assumed by a community-based organization and will no longer be a public health program offered by the agency.

Help for Seniors (Caseload Average) .....	650
Universal Prescreens.....	1,800

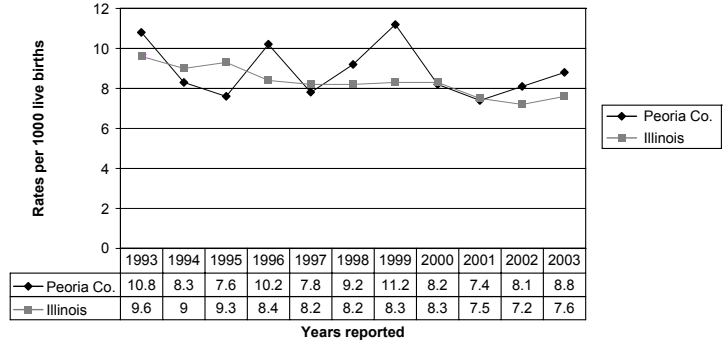


## Communicable Diseases Reported to the Peoria City/County Health Department

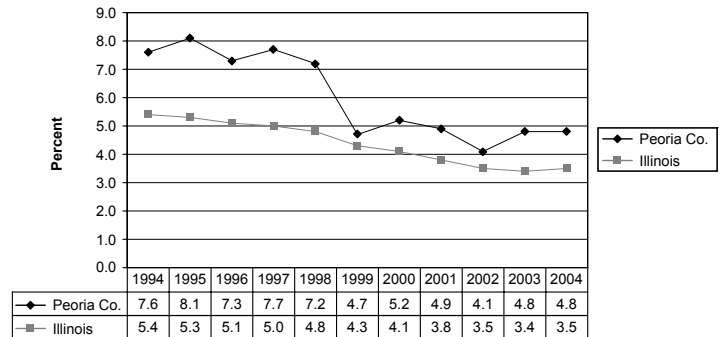
Disease	2005	2004
Bacterial Meningitis .....	6	1
Encephalitis.....	1	2
Giardiasis .....	8	21
Hepatitis (total).....	12	13
Type A.....	2	2
Type B.....	7	11
Other.....	3	0
Measles.....	0	0
Mumps .....	0	0
Pertussis .....	15	9
Rubella.....	0	0
Salmonella.....	20	8
Shigella.....	0	2
Tetanus .....	0	0

Source: Peoria City/County Health Department Provisional Data

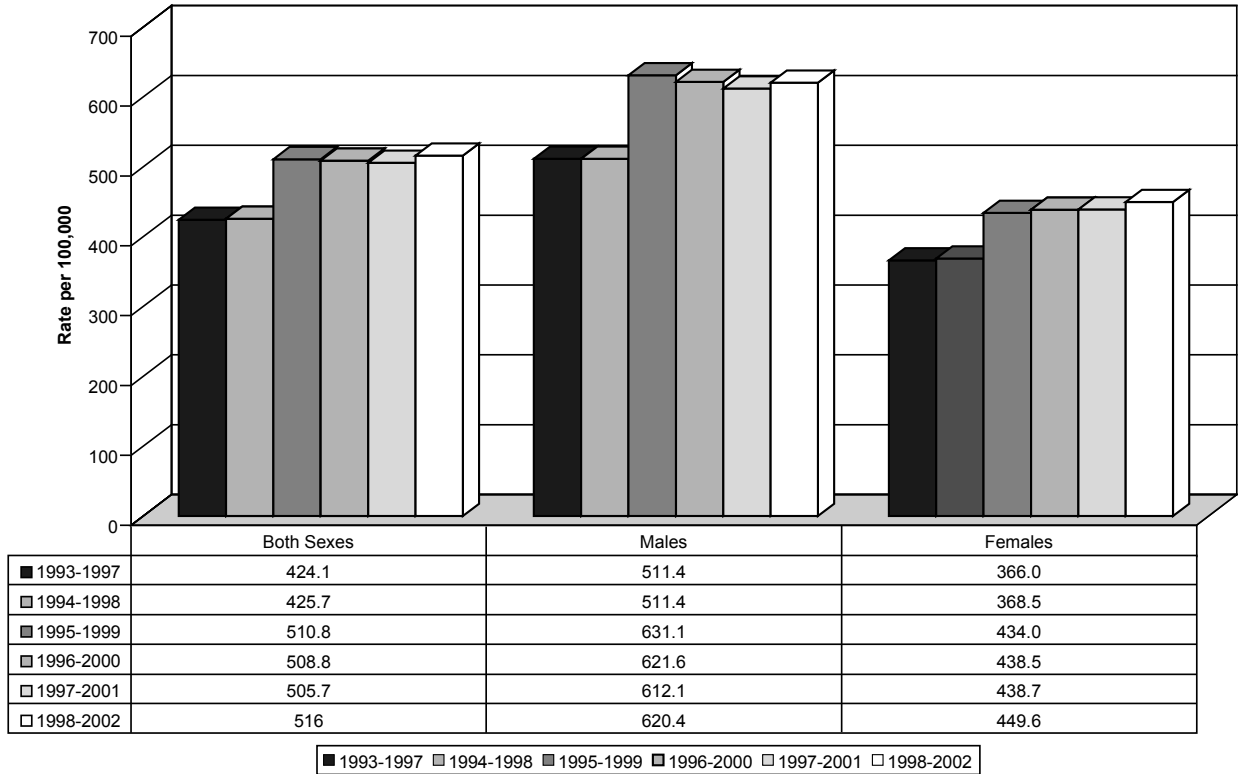
Comparison of Peoria County and Illinois Infant Mortality Rates (1993-2003)



Percent of Births to Teens Under 18 (1994-2004), Peoria County and Illinois



**Cancer Incidence Age-adjusted Rate by Sex, Peoria County**  
**All Sites (1993-2002) Rates are age-adjusted to the 2000 U.S Std. Population**



## Selected Causes of Death: Peoria County, 2004\* & 2003\*\*

(Note: Categories reflect only selected causes of death thought to be of greatest public interest.)

<i>Cause</i>	<i>2004*</i>	<i>2003**</i>	<i>Cause</i>	<i>2004*</i>	<i>2003**</i>
<b>A. Major Cardiovascular Disease Deaths</b> .....	<b>609</b>	<b>645</b>	Peptic Ulcer.....	2	3
Diseases of the Heart.....	401	444	Other Causes.....	93	227
Primary Hypertension & Hypertensive			<b>D. All Respiratory Disease Deaths</b>		
Renal Disease.....	9	12	<i>(excluding Lung Cancer)</i> .....	<b>212</b>	<b>179</b>
Cerebrovascular Disease.....	142	162	Influenza.....	0	1
Atherosclerosis.....	35	10	Pneumonia.....	132	40
Aortic Aneurysm & Dissection.....	9	10	Chronic Lower Respiratory Diseases (C.L.R.D.).....	73	112
Other Cardiovascular Diseases.....	13	7	Other Respiratory.....	7	26
<b>B. All Cancer Deaths</b> .....	<b>242</b>	<b>435</b>	<b>E. All External Causes of Death</b> .....	<b>88</b>	<b>97</b>
Bronchus and Lung.....	128	149	Motor Vehicle Accidents.....	21	21
Lip, Oral Cavity and Pharynx.....	4	5	Other Accidents.....	29	49
Colorectal.....	38	39	Suicide.....	20	16
Cervical.....	3	1	Homicide.....	14	7
Prostate.....	13	17	Undetermined Intent.....	4	2
Breast (female).....	19	27	Other External Causes.....	0	2
Leukemia.....	10	18	<b>F. All Infectious and Parasitic Disease Deaths</b> .....	<b>113</b>	<b>44</b>
Skin.....	2	2	Septicemia (Blood Infection).....	106	28
Other Cancer.....	25	177	Tuberculosis.....	0	0
<b>C. Other Selected Causes</b> .....	<b>199</b>	<b>405</b>	HIV Infection.....	5	3
Anemias.....	2	1	Viral Hepatitis.....	0	3
Diabetes.....	9	51	Mycoses.....	0	1
Chronic Liver Disease and Cirrhosis.....	22	17	Other Infectious and Parasitic Diseases.....	2	9
Nephritis, Nephrotic Syndrome and Nephrosis.....	28	28	<b>G. All Peoria County Deaths</b> .....	<b>1594</b>	<b>1,809</b>
Certain Conditions Originating in			<b>H. All Infant Deaths</b> .....	<b>29</b>	<b>23</b>
the Perinatal Period.....	12	10	Under 28 Days.....	16	12
Alzheimer's Disease.....	25	52	28 Days to 1 Year.....	13	11
SIDS (Sudden Infant Death Syndrome).....	2	4	(these deaths are included in appropriate categories of causation)		
Congenital Malformations.....	4	12			

## Peoria County Leading Causes of Mortality, All Races – 2004

Total Peoria County Deaths (All Causes): .....1594

<i>Cause</i>	<i>Number of Deaths</i>	<i>Percent of Total</i>
1. Malignant Neoplasms (Cancer).....	435.....	24%
2. Diseases of the Heart .....	401.....	22.2%
3. Coronary Heart Disease* .....	284.....	15.7%
4. Bronchus and Lung Cancer* .....	149.....	8.2%
5. Cerebrovascular Disease (Stroke).....	142.....	7.8%
6. Pneumonia.....	132.....	7.3%
7. Septicemia .....	106.....	5.9%
8. Chronic Lower Respiratory Disease (C. L. R. D.) .....	73.....	4%
9. Accidents (including motor vehicle accidents).....	50.....	2.8%
10. Colorectal Cancer* .....	39.....	2.2%
11. Atherosclerosis.....	35.....	1.9%
12. Nephritis, Nephrotic Syndrome & Nephrosis .....	28.....	1.5%
13. Breast Cancer* (female) .....	27.....	1.5%
14. Alzheimer’s Disease .....	25.....	1.4%
15. Suicide.....	20.....	1.1%

\* This is a subcategory of a preceding cause.

*Source: PCCHD provisional data*

## Let Us Help You

The main offices of the Peoria City/County Health Department are located at 2116 N. Sheridan Road, Peoria, Illinois 61604. This Services Directory has been developed to help you identify and use our various programs. Additional information on our services may be obtained by calling 679-6000 or any of the following direct lines.

Access to Care Programs.....	679-6601	KidCare Health Insurance for Children.....	679-6601
Administration .....	679-6101	Nursing Administration .....	679-6012
Adult Health .....	679-6150	Nursing Clinic .....	679-6050
AIDS Testing.....	679-6030	Septic System Information .....	679-6161
Communicable Diseases.....	679-6022	Smoking Cessation (Quit) Information & Classes.....	679-6131
Dental Clinic .....	679-6141	Speakers Bureau/Media Contact.....	679-6131
Environmental Health.....	679-6161	STD Clinic ( <i>Sexually Transmitted Disease</i> ) .....	679-6030
Epidemiology .....	679-6635	Tuberculosis (TB) Clinic .....	679-6022
Foreign Travel Immunizations .....	679-6056	Vital Records Program (Birth & Death Certificates) .....	679-6032
General Information .....	679-6000	Water Well Information .....	679-6161
Healthy Moms/Healthy Kids .....	679-6080	W.I.C. (Women, Infants & Children) Nutrition Program.....	679-6076
Health Promotion & Epidemiology .....	679-6131		
Hearing Impaired (TDD) .....	800/526-0844		
Immunization Clinic.....	679-6060		

Offices are open Monday through Friday from 8:00 A.M. to 4:30 P.M. except holidays. Some clinics have extended hours. Call for additional information. The Peoria City/County Health Department is a smoke-free workplace and handicapped accessible. *The Peoria City/County Health Department is an equal opportunity provider and employer.*



**Peoria City/County  
Health Department**

2116 N. Sheridan Rd. • Peoria, IL 61604

*Health Promotion & Epidemiology Group*